




# Dialog Icons

XPSWMM includes a set of icons on the right hand side of each dialog box. They are used to get information on, and to copy individual fields such as check boxes, radio buttons and editable text.



<b>Copy Data</b>		Used to copy one field within a dialog so that it may be pasted into multiple nodes or links. See also <a href="#">Copy A Single Item</a> . Click on the copy icon then click on the user field, radio button or check box on the dialog.
<b>Help</b>		Click this button to get help on the current dialog.
<b>Field Information</b>		Used to get information on one field within a dialog so that it may be used in the creation of an <a href="#">XPX file</a> . Click on the information button icon then click on the user field, radio button or check box on the dialog.